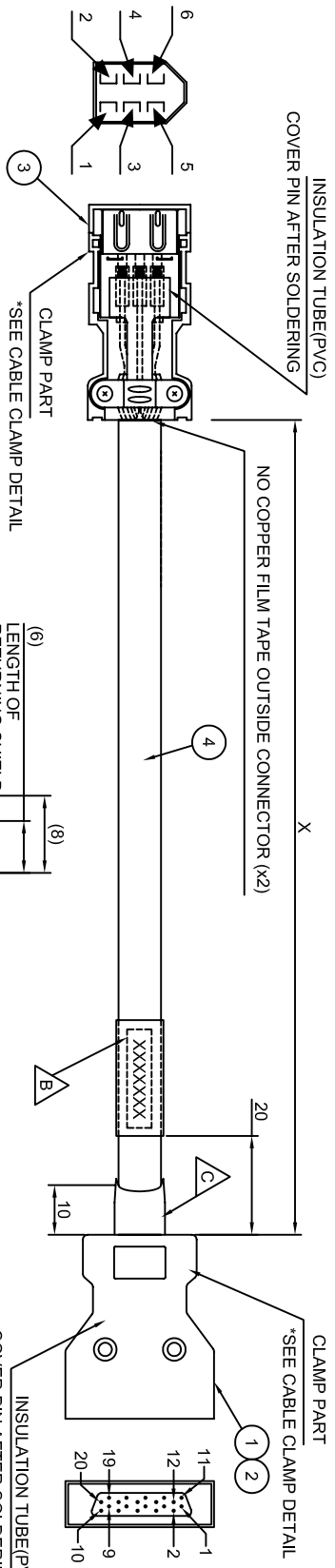


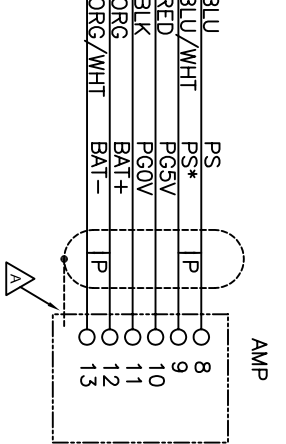
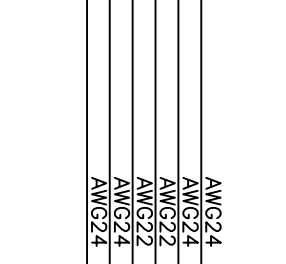
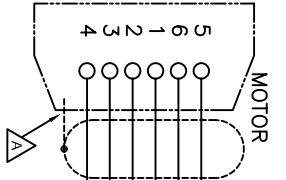
| No. | ITEM# | DESCRIPTION | QTY. | NOTES |
|-----|----------------|---------------------------------------|------|-------|
| 1 | 10120-3000VE | CONNECTOR | 1 | 3M |
| 2 | 10320-52A0-008 | HOOD | 1 | 3M |
| 3 | IJSP-CIMP9-2 | CONNECTOR, MFG#: 54280-0800 | 1 | MOLEX |
| 4 | TI20276-SB | CABLE, 22AWG x2C, 24AWG x2P, SHIELDED | - | TAIYO |



- NOTES:**
- A** CONNECT SHIELD TO CONNECTOR SHELL
 - B** YASKAWA INFORMATION LABEL :

| | |
|--------------------------|----------|
| "ITEM NUMBER" ("RBV") | "YASKAWA |
| "VERSION CODE" ("VM/YY") | "RM/YY" |
 - C** ADD APPROPRIATE HEAT SHRINK TUBE. USE GROMMET IF NEEDED
 - D** USING AUTOMATED OR MANUAL CABLE TESTER. VERIFY ALL CONNECTIONS AND VERIFY THAT EACH WIRE OR TERMINATION IS NOT SHORTED TO ANY OTHER WIRE OR TERMINATION UNLESS INTENDED TO BE ELECTRICALLY CONNECTED. ALL WIRES OR TERMINATIONS SHALL BE ISOLATED FROM ALL OTHER WIRES OR TERMINATIONS BY A MINIMUM OF 10 MEGOHM AT 500VDC. RECORDS OF TEST MUST BE MAINTAINED AND PROVIDED UPON REQUEST.
 - E** CONDUCT HI-POT TEST AT 600 VAC FOR 1 SECOND.
(NOTE: LEAK CURRENT = 20 mA)

| | |
|--------------------------|---------|
| CABLE SPECIFICATION (mm) | |
| OUTER DIAMETER | 6.5 |
| BENDING RADIUS | N/A |
| STANDARD | UL/CE |
| UL/IP CLASSIFICATION | |
| CONNECTOR (1) | UL94V-0 |
| CONNECTOR (2) | UL94V-0 |



| ITEM NUMBER | X = LENGTH |
|--------------|------------|
| AFADCE-03(A) | 3 m |
| AFADCE-05(A) | 5 m |
| AFADCE-10(A) | 10 m |
| AFADCE-15(A) | 15 m |
| AFADCE-20(A) | 20 m |
| AFAD-P2(A) | 0.2 m |

| | | | | | | |
|-----------------|--|--|--|--|--|--------------|
| INITIAL RELEASE | | | | | | EAR 2006-016 |
|-----------------|--|--|--|--|--|--------------|

| | | |
|------------------|---------|---------------------------------|
| DESIGN# - | - | MATERIAL: SEE PART LIST ABOVE |
| DRWN: D.GREULICH | 4/06/06 | SPEC: SEE PART LIST ABOVE |
| CHKD: N.HOUCK | 5/1/06 | FINISH: N/A |
| TECH: - | - | TOLERANCES/REFERENCES: US000002 |
| APPRV: C.KINTNER | 5/2/06 | MODEL(S): SGM4H |

THIS DOCUMENT AND INFORMATION CONTAINED HEREIN IS UNCLASSIFIED AND IS IN THE PUBLIC DOMAIN. IT IS THE PROPERTY OF YASKAWA ELECTRIC AMERICA, INC. AND IS LOANED TO YOUR COMPANY. IT IS TO BE CONFIDENTIAL, AND CANNOT BE COPIED OR DISCLOSED IN WHOLE OR IN PART WITHOUT THE EXPRESS WRITTEN CONSENT OF YASKAWA ELECTRIC AMERICA, INC.

REF DWG: IJSP-CIMP90-XX(A)
DIMENSIONS: mm SCALE: NTS
SIZE: B SHEET: 1/1

DWG: UWR00651
TITLE: SGM4H Encoder Cable for FSP
ITEM #: *SEE CHART